

# COMPREHENSIVE INPATIENT REHABILITATION ANNUAL OUTCOME REPORT



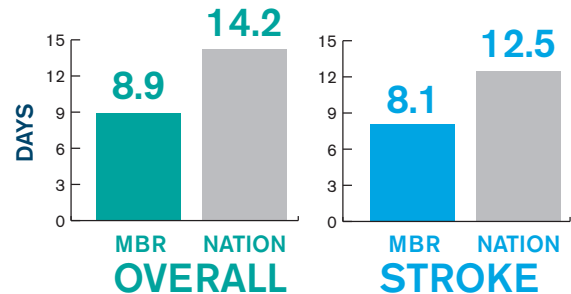
*SERVICE DATES: October 1, 2019 through September 30, 2020*

## STRIVING FOR EXCELLENCE

McLaren Bay Region's (MBR) inpatient rehabilitation unit is designed to address the unique needs of patients who are recovering from an injury, illness or surgery. Patients look to us for help in meeting their rehabilitation goals and returning home. Our specially trained rehabilitation staff provides an interdisciplinary team approach.

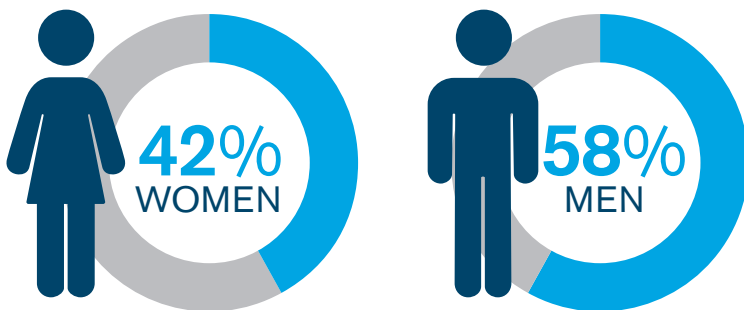
## ONSET DAYS

The number of days from the time of diagnosis to entering rehabilitation. The sooner rehabilitation begins, the better the outcome.



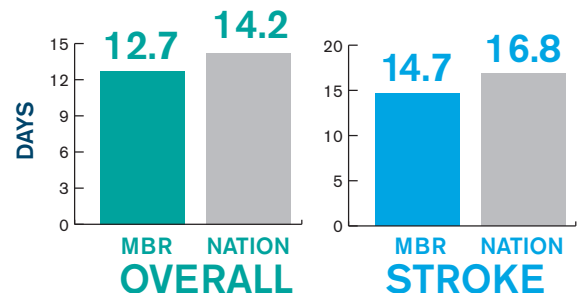
## PERSONS SERVED

NUMBER SERVED **369** AVERAGE AGE **70**

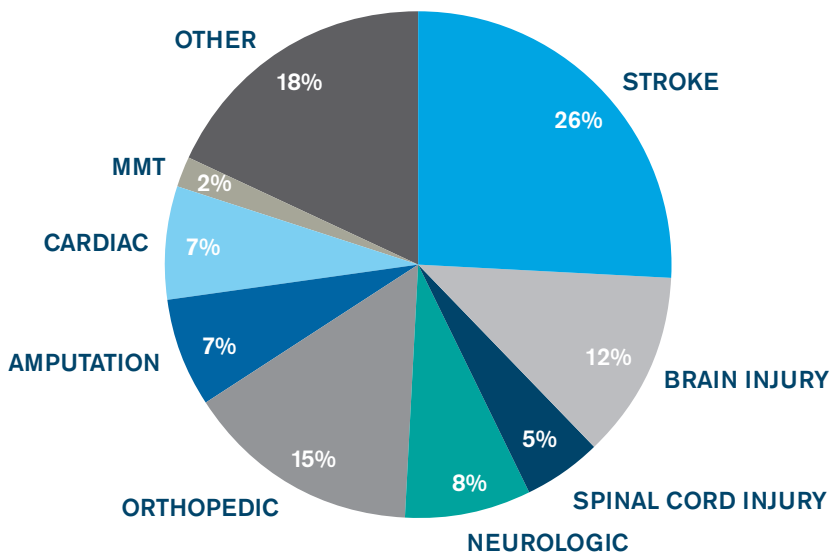


## LENGTH OF STAY

The average number of days in rehabilitation.

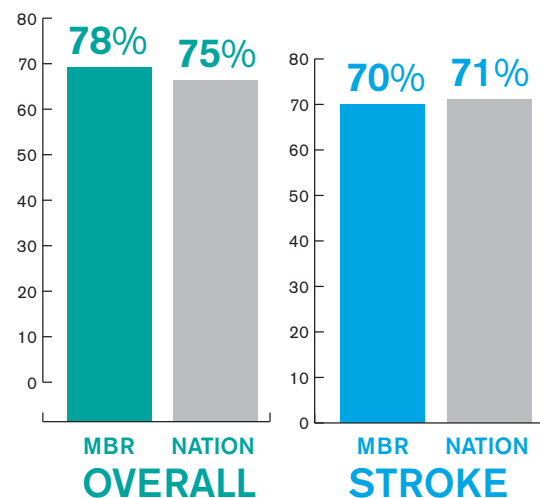


## PATIENTS SERVED BY DIAGNOSIS



## DISCHARGE TO HOME OR COMMUNITY

Percentage of patients discharged directly home or to the community.



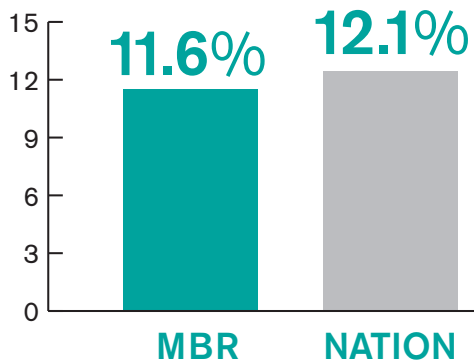
# COMPREHENSIVE INPATIENT REHABILITATION ANNUAL OUTCOME REPORT



SERVICE DATES: October 1, 2019 through September 30, 2020

## RETURN TO ACUTE CARE

Percentage of patients that have either a planned or unplanned medical event requiring return to the acute care hospital.




## AVERAGE HOURS OF THERAPY PER DAY

McLaren Bay Region patients averaged 3.4 hours of therapy five out of seven days, exceeding Medicare-mandated minimums for inpatient programs.

**3.4 HOURS A DAY** **5 DAYS A WEEK**

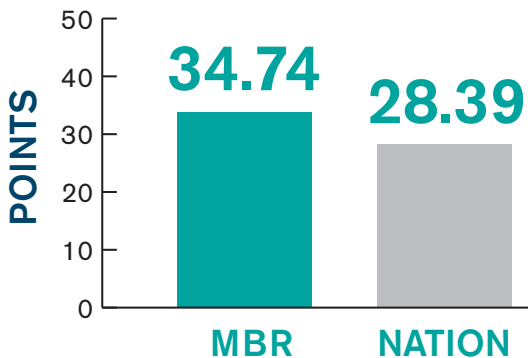
## PATIENT SATISFACTION

For overall experience. Source: Press Ganey



## FUNCTIONAL IMPROVEMENT SCORE AT DISCHARGE

Higher number of points reflects a greater level of independence.



McLaren Bay Region  
West Campus Inpatient Rehab  
3250 East Midland Road  
Bay City, MI 48706  
(989) 667-6725

