



## Referral to Nurse Navigator Outpatient

03/11/2019

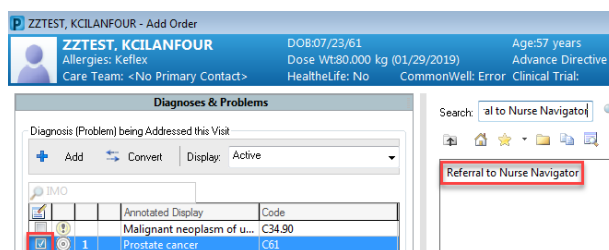
### How to Place Referral to Nurse Navigator Order

**Applicable Staff:** Providers, Clinical Staff (Propose, Co-Sign Required)

“Referral to Nurse Navigator” order should be placed for the patient.

1. Open Powerchart 
2. Open the Patient’s Chart to correct encounter  
(Encounter type must be type: Outpatient, Clinic. If engaging Oncology from an Inpatient encounter, the ‘Consult to Oncology Navigator’ order should be used.)
3. Select Add Orders from Table of Contents 
4. Select Diagnosis applicable to Referral
5. Search for ‘Referral to Nurse Navigator’ and select order
6. Click ‘OK’ button to close Order window
7. Fill out required order details:
  - a. Define reason for placing the referral
  - b. Select desired nurse navigator service by Location.

Outpatient FIN: 70000



ZZTEST, KCILANFOUR - Add Order

**ZZTEST, KCILANFOUR** DOB:07/23/61 Age:57 years  
 Allergies: Keflex Dose Wt:80.000 kg (01/29/2019) Advance Directive  
 Care Team: <No Primary Contact> HealthLife: No CommonWell: Error Clinical Trial:

**Diagnoses & Problems**

Diagnosis (Problem) being Addressed this Visit

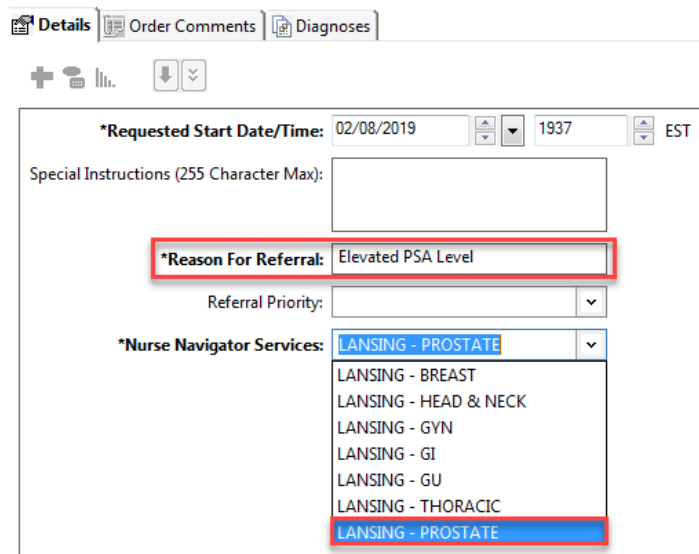
+ Add - Convert Display: Active

IMO	Annotated Display	Code
1	Malignant neoplasm of u...	C34.90
1	Prostate cancer	C61

Search: al to Nurse Navigator

Referral to Nurse Navigator

### Details for Referral to Nurse Navigator



Details | Order Comments | Diagnoses

\*Requested Start Date/Time: 02/08/2019 1937 EST

Special Instructions (255 Character Max):

\*Reason For Referral: Elevated PSA Level

Referral Priority:

\*Nurse Navigator Services:

- LANSING - BREAST
- LANSING - HEAD & NECK
- LANSING - GYN
- LANSING - GI
- LANSING - GU
- LANSING - THORACIC
- LANSING - PROSTATE

Once the order is signed a notification will be sent to the appropriate nurse navigator pool for staff to reach out to the patient and schedule an appointment.