

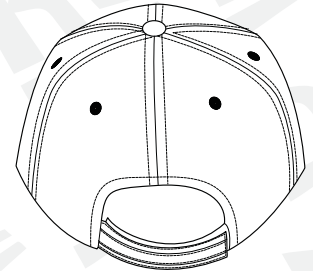


New Era Fits™

NewEra® Adjustable Structured Cap @ 7\$ " %



Front



Back

NE200 \$19

An adjustable strap with a hook and loop closure means this cap offers a comfortably snug fit.

- Fabric: 100% cotton
- Structure: Structured
- Profile: Mid
- Panels: 6
- Closure: Hook and loop
- Extras: New Era® seam taping

Adult sizes: OFSA

Colors	
	Scarlet
	Black
	Khaki
	Royal
	White
	Navy

Please Note:
Colors shown are approximate and for reference only. For closest match see PMS colors.

Color Chart						
Colors	Scarlet	Black	Khaki	Royal	White	Navy
Textile PMS	No Match	No Match	No Match	No Match	No Match	No Match
General PMS	187 C	Process Black C	Warm Grey 4 C	534 C	Warm Grey 1 C	532 C



New Era® Ballistic Cap. NE701 \$20



Inspired by pro sports caps, this style combines a textured ballistic nylon visor with a sleek stretch-poly crown for unending comfort.

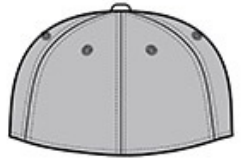
- Fabric: 95/5 poly/spandex, 100% ballistic nylon visor and top button
- Structure: Structured
- Profile: Mid
- Closure: Stretch fit

New Era products may not be resold without embellishment.

**



front



back

HOW TO MEASURE



HATS

Measure the circumference around the head, above the eyebrow and at the widest part of the head.

Divide number by 3.14 for hat size.

SIZE CHART

	S/M	M/L	L/XL
Hat Size	6 7/8 - 7 1/4	7 1/8 - 7 1/2	7 3/8 - 7 3/4

COLOR INFORMATION





New Era® Hex Mesh Cap. NE1070 \$20



A unique hex mesh pattern, contrast piping and a stretch fit give this moisture-wicking cap undeniable appeal.

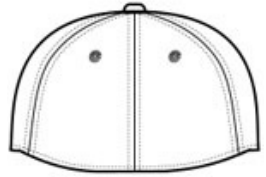
- Fabric: 100% polyester
- Structure: Structured
- Profile: Mid
- Closure: Stretch fit

**New Era products may not be resold without embellishment.*

CARE INSTRUCTIONS




front



back

HOW TO MEASURE



HATS


Measure the circumference around the head, above the eyebrow and at the widest part of the head.

Divide number by 3.14 for hat size.

SIZE CHART

	S/M	M/L	L/XL
Hat Size	6 7/8 - 7 1/4	7 1/8 - 7 1/2	7 3/8 - 7 3/4

COLOR INFORMATION



Black/ Graphite/ White PMS NTR BLACK C	Deep Navy/ Graphite/ White PMS 7547 C	Forest Green/ Graphite/ White PMS 5467 C	Graphite/ Red/ White PMS 432 C	Graphite/ Royal/ White PMS 432 C	Maroon/ Graphite/ White PMS 7421 C
---	---	--	--------------------------------------	--	--

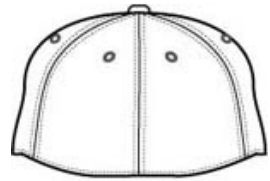


The patented Flexfit poly-weave spandex ensures you get a superbly comfortable fit, while the flat bill keeps you looking up-to-date.

- Fabric: 98/2 acrylic/spandex (White), 87/11/2 acrylic/wool/spandex (Navy, Black)
- Structure: Structured
- Profile: High
- Closure: Stretch fit



front



back

SIZE CHART

	S/M	L/XL
Hat Size	6 3/4 - 7 1/4	7 1/8 - 7 5/8

COLOR INFORMATION



Black
PMS NTR BLACK PMS 433 C



Navy



White
PMS WHITE



An ultra-breathable cap with the patented Flexfit stretch for a comfortable fit. A silver contrast underbill adds character to this trucker-style cap.

- Fabric: 60/40 cotton/poly front panels, 95/5 poly/spandex mesh mid and back panels
- Structure: Structured
- Profile: Mid
- Closure: Stretch fit




front



back

HOW TO MEASURE



HATS









Measure the circumference around the head, above the eyebrow and at the widest part of the head.

Divide number by 3.14 for hat size.

SIZE CHART

	S/M	L/XL
Hat Size	6 3/4-7 1/4	7 1/8-7 5/8

COLOR INFORMATION

							
Black/Black PMS NTR BLACK C	Black/White PMS NT BLACK C	Forest Green/ White PMS 7736 C	Silver/Black PMS GREY 5	True Navy/ White PMS 533 C	True Navy/True Navy PMS 533 C	True Red/ White PMS 187 C	True Royal/ White PMS 7686 C

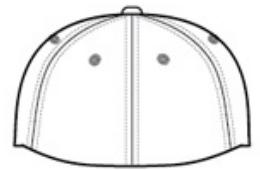


With unique Flexfit styling, this budget-minded cap has incredible stretch and comes in a variety of colors. A silver contrast underbill completes its casual look.

- Fabric: 98/2 cotton/spandex
- Structure: Structured
- Profile: Mid
- Closure: Stretch fit



front



back

HOW TO MEASURE



HATS












Measure the circumference around the head, above the eyebrow and at the widest part of the head.

Divide number by 3.14 for hat size.

SIZE CHART

	S/M	L/XL
Hat Size	6 3/4-7 1/4	7 1/8-7 5/8

COLOR INFORMATION

										
Black PMS NTR BLACK	Charity Pink PMS 7423 C	Forest Green PMS 7736 C	Kelly Green PMS 341 C	Maroon PMS 504 C	Orange PMS 7579 C	Stone PMS 453 C	True Navy PMS 533C	True Red PMS 200 C	True Royal PMS 7687 C	White PMS WHITE



Maximum breathability is achieved with Dri-FIT moisture management technology and perforated mid and back panels. A contrast underbill reduces sun glare. This 6-panel cap has an unstructured, low profile design with a hook and loop closure. The contrast Swoosh design trademark is embroidered on the bill and center back. Made of 100% Dri-FIT polyester.

CARE INSTRUCTIONS

Hand wash cold. Do not wring. Do not bleach. Line dry. Do not iron. Do not dry clean.



front



back

SIZE CHART

	OSFA
Bill Length	2 7/8
Inside Circumference	22 1/4
Front Panel Height	6 3/4
Front Panel Width	3 3/4

COLOR INFORMATION



Black
PMS PROCESS
BLACK C



Navy
PMS 533 C



White
PMS WHITE

Cabby Hat DT621 \$19

The hat for a look that stops traffic.

- Solid herringbone: 100% cotton
- Two color herringbone: 60/40 viscose/wool
- 100% cotton lining
- S/M measures 56 cm or 7 hat size
- L/XL measures 58 cm or 7-1/4 hat size


CARE INSTRUCTIONS

Hand wash only.
Do not bleach.
Do not tumble dry.
Do not iron.



front

HOW TO MEASURE



HATS

Measure the circumference around the head, above the eyebrow and at the widest part of the head.

Divide number by 3.14 for hat size.

SIZE CHART

	S/M	L/XL
Hat Size	7	7 1/4

COLOR INFORMATION



Black



Black/Grey



Brown/Cream



Grey

PMS NTR BLACK PMS PATTERNED PMS PATTERNED PMS PATTERNED
C