


An enduring favorite, our comfortable classic polo is anything but ordinary. With superior wrinkle and shrink resistance, a silky soft hand and an incredible range of styles, sizes and colors, it's a first-rate choice for uniforming just about any group.

- 5-ounce, 65/35 poly/cotton pique
- Flat knit collar and cuffs
- Metal buttons with dyed-to-match plastic rims
- Double-needle armhole seams and hem
- Side vents


**CARE INSTRUCTIONS**

Machine wash cold with like colors. Do not bleach.

Tumble dry low. Warm iron if necessary.

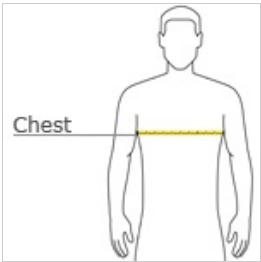


front



back

HOW TO MEASURE



CHEST

With arms down at sides, measure around the upper body, under arms and over the fullest part of the chest.

SIZE CHART

	XS	S	M	L	XL	2XL	3XL	4XL	5XL	6XL	7XL	8XL	9XL	10XL
Chest	32-34	35-37	38-40	41-43	44-46	47-49	50-53	54-57	58-60	61-63	64-66	67-69	70-72	73-75

COLOR INFORMATION



Banana  
PMS 1345 C



Bark  
PMS 405 C



Black  
PMS 426 C



Bright Lavender  
PMS 5295 C



Burgundy  
PMS 505 C



Clover Green  
PMS No Match



Coffee Bean  
PMS 497 C



Cool Grey  
PMS 7539 C



Court Green  
PMS 7724 C



Dark Green  
PMS 5467 C



Deep Berry  
PMS 7650 C



Eggplant  
PMS 7448 C



Gold  
PMS 7570 C



Hibiscus  
PMS 7416 C



Kelly Green  
PMS 341 C



Light Blue  
PMS 644 C



Light Pink  
PMS 488 C



Light Stone  
PMS 7506 C



Lime  
PMS 367 C



Maroon  
PMS 504 C



Maui Blue  
PMS 7709 C



Mediterranean Blue  
PMS 7673 C



Mint Green  
PMS 7485 C



Navy  
PMS 533 C



Orange  
PMS 158 C



Purple  
PMS 7679 C



Red  
PMS 207 C



Royal  
PMS 654 C



Steel Grey  
PMS 7540 C



Stone  
PMS 452 C



Strong Blue  
PMS 7462 C



Sunflower Yellow  
PMS 109 C



Teal Green  
PMS 7715 C



Texas Orange  
PMS 7580 C



Tropical Pink  
PMS 7424 C



Turquoise  
PMS 7705 C



Ultramarine Blue  
PMS 7682 C



White  
PMS No Match

# Port Authority® Tall Silk Touch™ Polo. TLK500 \$23

PORT AUTHORITY.

**\*Add \$1 extra per size after the size XL**  
**\*\*For tall add \$2 extra per size after the size XL**



An enduring favorite, our comfortable classic polo is anything but ordinary. With superior wrinkle and shrink resistance, a silky soft hand and an incredible range of styles, sizes and colors, it's a first-rate choice for uniforming just about any group.

- 5-ounce, 65/35 poly/cotton pique
- Flat knit collar and cuffs
- Metal buttons with dyed-to-match plastic rims
- Double-needle armhole seams and hem
- Side vents

### CARE INSTRUCTIONS

Machine wash cold with like colors. Do not bleach.  
Tumble dry low. Warm iron if necessary.

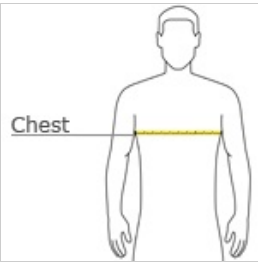


front



back

### HOW TO MEASURE



**CHEST**  
With arms down at sides, measure around the upper body, under arms and over the fullest part of the chest.

### SIZE CHART

	LT	XLT	2XLT	3XLT	4XLT
Chest	41-43	44-46	47-49	50-53	54-57

### COLOR INFORMATION

 Banana PMS 1345 C	 Bark PMS 405 C	 Black PMS 426 C	 Bright Lavender PMS 5295 C	 Burgundy PMS 505 C	 Clover Green PMS 417 C	 Coffee Bean PMS 497 C	 Cool Grey PMS 7539 C	 Court Green PMS 7724 C	 Dark Green PMS 5467 C	 Deep Berry PMS 7650 C
 Eggplant PMS 7448 C	 Gold PMS 7570 C	 Hibiscus PMS 7416 C	 Kelly Green PMS 341 C	 Light Blue PMS 644 C	 Light Pink PMS 488 C	 Light Stone PMS 7506 C	 Lime PMS 367 C	 Maroon PMS 504 C	 Maui Blue PMS 7709 C	 Mediterranean Blue PMS 7673 C
 Mint Green PMS 7485 C	 Navy PMS 533 C	 Orange PMS 158 C	 Purple PMS 7679 C	 Red PMS 207 C	 Royal PMS 654 C	 Steel Grey PMS 7540 C	 Stone PMS 452 C	 Strong Blue PMS 7462 C	 Sunflower Yellow PMS 7715 C	 Teal Green PMS 7715 C
 Texas Orange PMS 7580 C	 Tropical Pink PMS 7424 C	 Turquoise	 Ultramarine Blue PMS 7682 C	 White PMS WHITE						

PORT AUTHORITY.

Port Authority® Long Sleeve Silk Touch™ Polo. K500LS \$27

\*Add \$1 extra per size after the size XL



A favorite for years, our Silk Touch™ polo is soft, supple and easy to care for. The silky smooth pique knit resists wrinkles while the classic long sleeve style looks great on everyone.

- 5-ounce, 65/35 poly/cotton pique
- Flat knit collar and cuffs
- Double-needle armhole seams and hem
- 3-button placket
- Metal buttons with dyed-to-match plastic rims
- Side vents

CARE INSTRUCTIONS

Machine wash cold with like colors. Do not bleach.  
Tumble dry low. Warm iron if necessary.

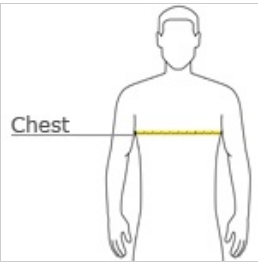


front



back

HOW TO MEASURE




CHEST  
With arms down at sides, measure around the upper body, under arms and over the fullest part of the chest.


SIZE CHART

	XS	S	M	L	XL	2XL	3XL	4XL	5XL	6XL
Chest	32-34	35-37	38-40	41-43	44-46	47-49	50-53	54-57	58-60	61-63


COLOR INFORMATION




Black  
PMS 426 C




Burgundy  
PMS 505 C




Coffee Bean  
PMS 497 C




Cool Grey  
PMS 7539 C




Dark Green  
PMS 5467 C




Navy  
PMS 533 C




Red  
PMS 207 C



Royal  
PMS 654 C



Stone  
PMS 452 C



White  
PMS WHITE

Port Authority® Dry Zone® Colorblock Ottoman Polo. K524 \$29

PORT AUTHORITY.

\*Add \$1 extra per size after the size XL



We took all the style and Dry Zone® moisture-wicking performance in our solid ottoman polos and added colorblocking on the collar, sides and sleeves. Colorfast, snag and shrink-resistant, this hardworking shirt is ready to do business.

- 5.3-ounce, 100% polyester
- Snag-resistant
- Flat knit collar
- 3-button placket
- Dyed-to-match buttons
- Set-in, open hem sleeves with contrasting rib knit detail

Due to the nature of 100% polyester performance fabrics, special care must be taken throughout the printing process.

CARE INSTRUCTIONS

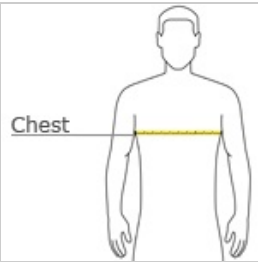


front



back

HOW TO MEASURE




CHEST  
With arms down at sides, measure around the upper body, under arms and over the fullest part of the chest.


SIZE CHART

	XS	S	M	L	XL	2XL	3XL	4XL	5XL	6XL
Chest	32-34	35-37	38-40	41-43	44-46	47-49	50-53	54-57	58-60	61-63


COLOR INFORMATION




Black/Iron Grey  
PMS NTR BLACK C




Engine Red/Black  
PMS 193 C




Maroon/Black  
PMS 504 C




Navy/Blue Lake  
PMS 532 C



Royal/Black  
PMS 7687 C



Stone/Black  
PMS 7502 C



White/Black

Port Authority® Tall Dry Zone® Colorblock Ottoman Polo. TLK524 \$29

PORT AUTHORITY.

\*Add \$1 extra per size after the size XL  
\*\*For tall add \$2 extra per size after the size XL



We took all the style and Dry Zone® moisture-wicking performance in our solid ottoman polos and added colorblocking on the collar, sides and sleeves. Colorfast, snag and shrink-resistant, this hardworking shirt is ready to do business.

- 5.3-ounce, 100% polyester
- Snag-resistant
- Flat knit collar
- 3-button placket
- Dyed-to-match buttons
- Set-in, open hem sleeves with contrasting rib knit detail

Due to the nature of 100% polyester performance fabrics, special care must be taken throughout the printing process.

CARE INSTRUCTIONS

Machine wash cold. Wash with like colors. Delicate cycle only. Do not bleach. Tumble dry low. Cool iron if necessary.

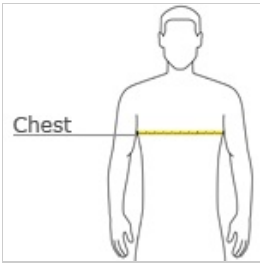


front



back

HOW TO MEASURE



CHEST  
With arms down at sides, measure around the upper body, under arms and over the fullest part of the chest.

SIZE CHART

	LT	XLT	2XLT	3XLT	4XLT
Chest	41-43	44-46	47-49	50-53	54-57

COLOR INFORMATION

Black/ Iron Grey  
PMS Ntr Black C

Engine Red/  
Black  
PMS 193 C

Maroon/ Black  
PMS 504 C

Navy/ Blue Lake  
PMS 532 C

Royal/ Black  
PMS 7687 C

Stone/ Black  
PMS 7502 C

White/ Black  
PMS WHITE

Port Authority® Silk Touch™ Performance Polo. K540 \$20

\*Add \$1 extra per size after the size XL



We took our legendary Silk Touch Polo and made it work even harder. The durable Silk Touch Performance Polo wicks moisture, resists snags and thanks to PosiCharge® technology, holds onto its color for a professional look that lasts. There's just no higher performing polo at this price.

- 3.9-ounce, 100% polyester double knit with PosiCharge technology
- Self-fabric collar
- Tag-free label
- 3-button placket with dyed-to-match buttons
- Set in, open cuff sleeves
- Double-needle sleeve cuffs and hem

CARE INSTRUCTIONS

Machine Wash Cold, With Like Colors, Do Not Bleach, Do Not Use Fabric Softener, Tumble Dry Low, Remove Promptly, Cool Iron if Needed, Do Not Dry Clean

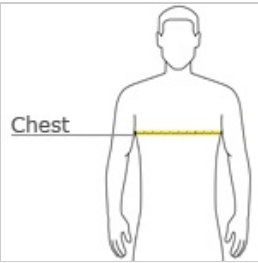


front



back

HOW TO MEASURE




CHEST  
With arms down at sides, measure around the upper body, under arms and over the fullest part of the chest.


SIZE CHART

	XS	S	M	L	XL	2XL	3XL	4XL
Chest	32-34	35-37	38-40	41-43	44-46	47-49	50-52	53-55


COLOR INFORMATION




Black  
PMS NTR BLACK PMS 669 C




Bright Purple




Brilliant Blue  
PMS 7691 C




Carolina Blue  
PMS 646 C




Dark Green  
PMS 5605 C




Lime  
PMS 367 C




Maroon  
PMS 7645 C




Navy  
PMS 533 C




Neon Orange  
PMS NO MATCH




Neon Yellow  
PMS NO MATCH




Pink Raspberry  
PMS STRONG RED C




Red  
PMS 187 C




Royal  
PMS 2766 C



Steel Grey  
PMS 7540 C



Teal Green  
PMS 7715 C



White  
PMS WHITE

Port Authority® Tall Silk Touch™ Performance Polo.TLK540 \$22

PORT AUTHORITY.

\*Add \$1 extra per size after the size XL  
\*\*For tall add \$2 extra per size after the size XL



We took our legendary Silk Touch Polo and made it work even harder. The durable Silk Touch Performance Polo wicks moisture, resists snags and thanks to PosiCharge® technology, holds onto its color for a professional look that lasts. There's just no higher performing polo at this price.

- 3.9-ounce, 100% polyester double knit with PosiCharge technology
- Self-fabric collar
- Tag-free label
- 3-button placket with dyed-to-match buttons
- Set in, open cuff sleeves
- Double-needle sleeve cuffs and hem

CARE INSTRUCTIONS

Machine Wash Cold, With Like Colors, Do Not Bleach, Do Not Use Fabric Softener, Tumble Dry Low, Remove Promptly, Cool Iron if Needed, Do Not Dry Clean

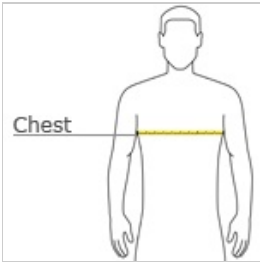


front



back

HOW TO MEASURE




CHEST  
With arms down at sides, measure around the upper body, under arms and over the fullest part of the chest.


SIZE CHART

	LT	XLT	2XLT	3XLT	4XLT
Chest	41-43	44-46	47-49	50-53	54-57


COLOR INFORMATION




Black  
PMS NTR BLACK PMS 669 C




Bright Purple




Brilliant Blue  
PMS 7691 C




Carolina Blue  
PMS 646 C




Dark Green  
PMS 5605 C




Lime  
PMS 367 C




Maroon  
PMS 7645 C




Navy  
PMS 533 C




Neon Orange  
PMS NO MATCH




Neon Yellow  
PMS NO MATCH




Pink Raspberry  
PMS STRONG RED C




Red  
PMS 187 C




Royal  
PMS 2766 C



Steel Grey  
PMS 7540 C



Teal Green  
PMS 7715 C



White  
PMS WHITE

Port Authority® Silk Touch™ Performance Pocket Polo. K540P \$22

PORT AUTHORITY.

\*Add \$1 extra per size after the size XL



We took our legendary Silk Touch Polo and made it work even harder. The durable Silk Touch Performance Pocket Polo wicks moisture, resists snags and thanks to PosiCharge® technology, holds onto its color for a professional look that lasts. There's just no higher performing polo at this price.

- 3.9-ounce, 100% polyester double knit with PosiCharge technology
- Self-fabric collar
- Tag-free label
- 3-button placket with dyed-to-match buttons
- Left chest pocket
- Set in, open cuff sleeves
- Double-needle sleeve cuffs and hem

CARE INSTRUCTIONS

Machine wash cold with like colors, do not bleach, do not use softener. Tumble dry low, remove promptly. Cool iron if needed. Do not dry clean.

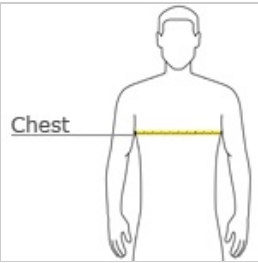


front



back

HOW TO MEASURE












CHEST  
With arms down at sides, measure around the upper body, under arms and over the fullest part of the chest.

SIZE CHART

	XS	S	M	L	XL	2XL	3XL	4XL
Chest	32-34	35-37	38-40	41-43	44-46	47-49	50-53	54-57

COLOR INFORMATION

								
Black PMS NTR	Brilliant Blue PMS 7691 C	Carolina Blue PMS 646 C	Lime PMS 367 C	Navy PMS 533 C	Red PMS 187 C	Royal PMS 2766 C	Steel Grey PMS 7540 C	White PMS WHITE



Port Authority® Meridian Cotton Blend Polo. K577 \$23

PORT AUTHORITY.

\*Add \$1 extra per size after the size XL



A refreshing departure from the traditional, this fresh polo has the naturally soft feel of cotton in a carefree blend. With a subtle texture, our Meridian polo is versatile enough to complement today's corporate and casual looks.

- 4.7-ounce, 80/20 cotton/poly
- Self-fabric collar
- Back yoke
- 3-button placket
- Metal buttons
- Open hem sleeves

CARE INSTRUCTIONS

Machine wash cold. Tumble dry low remove promptly. Non-chlorine bleach only. Do not dry clean. Low iron if needed.



front



back

HOW TO MEASURE



CHEST  
With arms down at sides, measure around the upper body, under arms and over the fullest part of the chest.


SIZE CHART

	XS	S	M	L	XL	2XL	3XL	4XL
Chest	32-34	35-37	38-40	41-43	44-46	47-49	50-53	54-57


COLOR INFORMATION




Black  
PMS NTR BLACK PMS 7697 C




Blue Skies  
PMS 534 C




Estate Blue  
PMS 534 C



Flame Red  
PMS 7427 C



Monument Grey  
PMS COOL GREY 8 C



Verdant Green  
PMS 569 C

Port Authority® Long Sleeve Meridian Cotton Blend Polo. K577LS

\$25

PORT AUTHORITY.

\*Add \$1 extra per size after the size XL



A refreshing departure from the traditional, this fresh polo has the naturally soft feel of cotton in a carefree blend. With a subtle texture, our Meridian polo is versatile enough to complement today's corporate and casual looks.

- 4.7-ounce, 80/20 cotton/poly
- Self-fabric collar
- Back yoke
- 3-button placket
- Metal buttons
- Open hem sleeves

\*\*

CARE INSTRUCTIONS

Machine wash cold. Tumble dry low remove promptly.  
Non-chlorine bleach only. Do not dry clean. Low iron if needed.

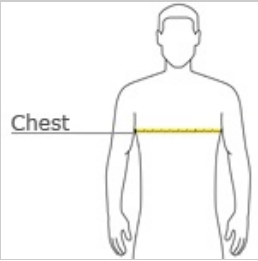


front



back

HOW TO MEASURE



CHEST  
With arms down at sides, measure around the upper body, under arms and over the fullest part of the chest.

SIZE CHART

	XS	S	M	L	XL	2XL	3XL	4XL
Chest	32-34	35-37	38-40	41-43	44-46	47-49	50-53	54-57

COLOR INFORMATION



Black  
PMS NTR BLACK PMS 7697 C



Blue Skies



Estate Blue  
PMS 534 C



Monument Grey  
PMS COOL GREY 8 C

Port Authority® Silk Touch™ Interlock Performance Polo. K5200 \$23

PORT AUTHORITY.

\*Add \$1 extra per size after the size XL



Don't let the silky smooth hand deceive you; this versatile interlock polo is made for the workplace or weekend with moisture-wicking, odor-fighting performance. Low pill and wrinkle-resistant, it will maintain its good looks wash after wash.

- 6.19-ounce, 65/35 poly/cotton
- Flat knit collar
- 3-button placket
- Side vents

\*\*

CARE INSTRUCTIONS

Machine wash cold with like colors. Non-chlorine bleach only if needed. Do not use fabric softener. Tumble dry low. Remove promptly. Cool iron if needed. Do not dry clean.

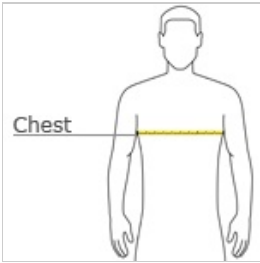


front



back

HOW TO MEASURE




CHEST  
With arms down at sides, measure around the upper body, under arms and over the fullest part of the chest.


SIZE CHART

	XS	S	M	L	XL	2XL	3XL	4XL
Chest	32-34	35-37	38-40	41-43	44-46	47-49	50-53	54-57


COLOR INFORMATION




Black  
PMS NTR BLACK PMS 7690 C




Brilliant Blue




Navy  
PMS 533 C




Rich Red  
PMS 207 C




Royal  
PMS 654 C



Sterling Grey  
PMS 7540 C



Verdant Green  
PMS 569 C



White  
PMS WHITE

\*Add \$1 extra per size after the size XL



Smooth micropique polos that wick moisture and resist snags.

- 3.8-ounce, 100% polyester tricot
- Snag resistant
- Moisture-wicking
- Double-needle stitching throughout
- Tag-free label
- Taped neck
- Flat knit collar
- 3-button placket with dyed-to-match rubber buttons
- Set-in, open hem sleeves
- Armhole accent
- Armhole accent
- Side vents

*\*Due to the nature of 100% polyester performance fabrics, special care must be taken throughout the screen printing process.*

CARE INSTRUCTIONS

Machine wash cold with like colors. Non-chlorine bleach only, in needed. Do not use fabric softener. Tumble dry low. Remove promptly. Cool iron if needed.

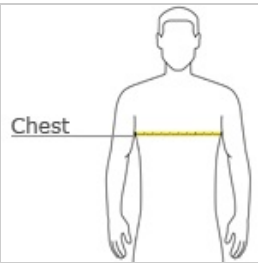


front



back

HOW TO MEASURE





















CHEST  
With arms down at sides, measure around the upper body, under arms and over the fullest part of the chest.

SIZE CHART

	XS	S	M	L	XL	2XL	3XL	4XL	5XL	6XL
Chest	32-34	35-37	38-40	41-43	44-46	47-49	50-53	54-57	58-60	61-63

COLOR INFORMATION

 Black PMS 426 C	 Blue Lake PMS 646 C	 Deep Orange PMS 7625 C	 Forest Green PMS 553 C	 Gold PMS 7549 C	 Grey Concrete PMS 424 C	 Iron Grey PMS Cool Grey 11 C	 Kelly Green PMS 341 C	 Lime Shock PMS 375 C	 Maroon PMS 504 C	 Purple PMS 7679 C
 Texas Orange PMS 7583 C	 Tropic Blue PMS 7712 C	 True Navy PMS 533 C	 True Red PMS 200 C	 True Royal PMS 7687 C	 Vegas Gold PMS 4525 C	 White PMS WHITE				

Sport-Tek® Long Sleeve Micropique Sport-Wick® Polo. GH\*) + ... &

\*Add \$1 extra per size after the size XL



We've taken our Sport-Wick® moisture-wicking technology and crafted a flat tricot micropique for a smoother, tighter fabric. Not just a sharp look it's snag resistant, too.

- 3.8-ounce, 100% polyester tricot
- Snag resistant
- Tag-free label
- Taped neck
- Flat knit collar and cuffs
- 3-button placket with dyed-to-match rubber buttons
- Set in sleeves
- Side vents

*\*Due to the nature of 100% polyester performance fabrics, special care must be taken throughout the screen printing process.*

CARE INSTRUCTIONS

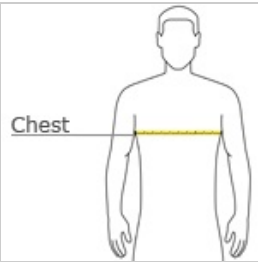


front



back

HOW TO MEASURE



CHEST  
With arms down at sides, measure around the upper body, under arms and over the fullest part of the chest.

SIZE CHART

	XS	S	M	L	XL	2XL	3XL	4XL
Chest	32-34	35-37	38-40	41-43	44-46	47-49	50-53	54-57

COLOR INFORMATION

Black

PMS NTR BLACK PMS 5605 C

Forest Green

PMS 504 C

Maroon

PMS 533 C

True Navy

PMS 200 C

True Red

PMS 7687 C

White

**\*Add \$1 extra per size after the size XL**



We've taken our Sport-Wick® moisture-wicking technology and crafted a flat tricot micropique for a smoother, tighter fabric. With snag resistance and a left chest pocket, this is a sharp look.

- 3.8-ounce, 100% polyester tricot
- Snag resistant
- Tag-free label
- Taped neck
- Flat knit collar
- 3-button placket with dyed-to-match rubber buttons
- Set-in, open hem sleeves
- Side vents

*\*Due to the nature of 100% polyester performance fabrics,  
special care must be taken throughout the printing process.*

## CARE INSTRUCTIONS

Machine wash cold with like colors. Only non-chlorine bleach when needed. Tumble dry low. Do not use softener. Remove promptly. Cool iron if necessary. Do not dry clean.

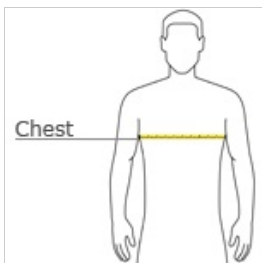


front



[back](#)

## HOW TO MEASURE



## CHEST

With arms down at sides, measure around the upper body, under arms and over the fullest part of the chest.

## SIZE CHART

	XS	S	M	L	XL	2XL	3XL	4XL
Chest	32-34	35-37	38-40	41-43	44-46	47-49	50-53	54-57

## COLOR INFORMATION



Black Forest Green  
PMS NTR BLACK PMS 553 C  
C



Forest Green



Iron Grey  
PMS COOL  
GREY 11 C



Maroon  
PMS 504 C



True Navy  
PMS 533 C



True Red  
PMS 200 C



True Royal  
PMS 7687 C

White  
PMS WHITE



Dri-FIT Textured Polo. 244620 **\$53**

**\*Add \$1 extra per size after the size XL**



Subtle texture gives this high-performance polo immediate impact. Crafted from Dri-FIT fabric—which is unrivaled in moisture-management technology—this style features a flat knit collar and three-button placket. Pearlized buttons are selected to complement the shirt color. The contrast Swoosh design trademark is embroidered on the left sleeve. Made of 5.25-ounce, 100% polyester Dri-FIT fabric.

**CARE INSTRUCTIONS**

Machine wash warm with like colors. Do not bleach, dry clean or use softeners. Cool iron. Tumble dry low.

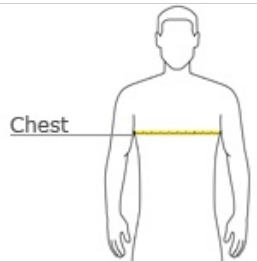


front



back

**HOW TO MEASURE**



Chest

**CHEST**  
With arms down at sides, measure around the upper body, under arms and over the fullest part of the chest.

**SIZE CHART**

	XS	S	M	L	XL	2XL	3XL	4XL
Chest	32-35	35-38	38-41	41-44	44-47	47-50	50-53	53-56

**COLOR INFORMATION**



Black  
PMS PROCESS  
BLACK C



Cornsilk  
PMS 1205 C



Lake Blue  
PMS 653 C



Navy  
PMS 533 C



Pinenut  
PMS 7504 C



Sport Red  
PMS 200 C



White  
PMS WHITE



# Dri-FIT Classic Tipped Polo. 319966\*\*\* (\*

**\*Add \$1 extra per size after the size XL**



Nike Golf is known for classic polos engineered to take comfort to the next level. The Dri-FIT fabric technology delivers superior moisture management, while the stitch-trimmed shoulder panels and gussets make a distinctive difference. Flat knit collar and cuffs. Three-button placket. Pearlized buttons are selected to complement the shirt color. The contrast Swoosh design trademark is embroidered on the left sleeve. Made of 4.7-ounce, 100% polyester Dri-FIT fabric.

### CARE INSTRUCTIONS

Machine wash cold inside out with like colors. Do not use softeners. Do not bleach. Tumble dry low. Do not iron or dry clean.

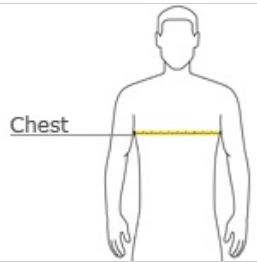


front



back

### HOW TO MEASURE




CHEST  
With arms down at sides, measure around the upper body, under arms and over the fullest part of the chest.


### SIZE CHART

	XS	S	M	L	XL	2XL	3XL	4XL
Chest	32-35	35-38	38-41	41-44	44-47	47-50	50-53	53-56


### COLOR INFORMATION




Black  
PMS PROCESS  
BLACK C




Dark Navy  
PMS 5395 C



Pacific Blue  
PMS 660 C



Pinenut  
PMS 7504 C



White  
PMS WHITE





DryBlend® 6-Ounce Jersey Knit Sport Shirt. 8800 \$20

\*Add \$1 extra per size after the size XL



- 6-ounce, 50/50 cotton/poly
- DryBlend moisture-wicking properties
- Heat transfer label
- Contoured welt knit collar and cuffs
- 3-button clean-finished placket with reinforced bottom box
- Wood-tone buttons
- Double-needle hem

CARE INSTRUCTIONS

Machine wash warm, inside out, with like colors. Only non-chlorine bleach. Tumble dry medium. Do not iron if decorated. Do not dry clean.



front



back

HOW TO MEASURE



















CHEST  
With arms down at sides, measure around the upper body, under arms and over the fullest part of the chest.

SIZE CHART

	S	M	L	XL	2XL	3XL	4XL	5XL
Chest	34-36	38-40	42-44	46-48	50-52	54-56	58-60	62-64

COLOR INFORMATION

 Ash PMS COOL GREY 3 C	 Black PMS 426 C	 Carolina Blue PMS 645 C	 Forest PMS 5535 C	 Gold PMS 1235 C	 Light Blue PMS 536 C	 Maroon PMS 7644 C	 Navy PMS 533 C	 Purple PMS 7665 C	 Red PMS 7620 C	 Royal PMS 7686 C
 Sand PMS 7528 C	 Sport Grey PMS COOL GREY 7 C	 White PMS WHITE	 Stone PMS 467 C	 Strong Blue PMS 7462 C	 Teal Green PMS 7715 C	 Texas Orange PMS 7583 C	 Tropical Pink PMS 7424 C	 Ultramarine Blue PMS 7682 C	 White/ Light Stone	 Yellow PMS 1345 C

\*Not all sizes are available in every color.



## Eddie Bauer® Cotton Pique Polo. EB100™ &

**\*Add \$1 extra per size after the size XL**



Ready for everyday adventures, this durable polo resists fading, shrinking and pilling. The slight basket weave texture of the pique knit enhances the natural softness of the cotton.

- 6.5-ounce, 100% cotton pique
- Flat knit collar and cuffs
- 3-button placket with dyed-to-match Eddie Bauer buttons
- Contrast Eddie Bauer logo embroidered on left sleeve cuff
- Side vents

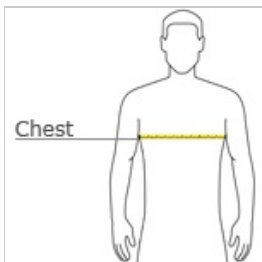


front



back

### HOW TO MEASURE



#### CHEST

With arms down at sides, measure around the upper body, under arms and over the fullest part of the chest.

### SIZE CHART

	XS	S	M	L	XL	2XL	3XL	4XL
Chest	32-34	35-37	38-40	41-43	44-46	48-50	52-54	55-57

### COLOR INFORMATION



Black  
PMS NTR BLACK PMS 7687 C



Brilliant Blue



Chrome  
PMS 423 C



Evergreen  
PMS 5747 C



Red Rhubarb  
PMS 188 C



River Blue  
PMS 433 C



White  
PMS WHITE

PORT AUTHORITY.

Port Authority® Long Sleeve Easy Care Shirt. S608/S608ES

\$27

\*Add \$1 extra per size after the size XL



This comfortable wash-and-wear shirt is indispensable for the workday. Wrinkle resistance makes this shirt a cut above the competition so you and your staff can be too.

- 4.5-ounce, 55/45 cotton/poly
- Button-down collar
- Dyed-to-match buttons
- Left chest pocket
- Box back pleat
- Adjustable cuffs
- White, Athletic Gold, Texas Orange, Red, Burgundy, Coffee Bean, Light Blue, Navy, Classic Navy, Steel Grey, Purple and Black have a Light Stone contrast neckband.
- Light Stone and Royal have a Classic Navy contrast neckband.
- Dark Green has a Navy contrast neckband.



front

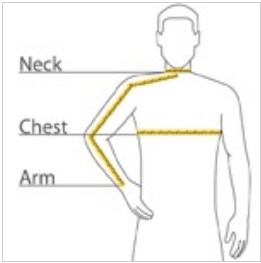


back

CARE INSTRUCTIONS

Machine wash warm with like colors. Only non-chlorine bleach when needed. Tumble dry low. Warm iron if necessary.

HOW TO MEASURE



- CHEST

With arms down at sides, measure around the upper body, under arms and over the fullest part of the chest.
- ARM

Place hand on hip. Start at the center of the back of the neck and measure across the shoulder, to the elbow, and then down to the wrist.

- NECK
- Measure around the base of the neck, inserting a finger or two between the tape and neck for comfort.

SIZE CHART

	XS	S	M	L	XL	2XL	3XL	4XL	5XL	6XL	7XL	8XL	9XL	10XL
Chest	32-34	35-37	38-40	41-43	44-46	47-49	50-53	54-57	58-60	61-63	64-66	67-69	70-72	73-75
Neck	14 1/2 - 15	15 - 15 1/2	15 1/2 - 16	16 - 16 1/2	16 1/2 - 17	17 - 17 1/2	17 1/2 - 18	18 - 18 1/2	18 1/2 - 19	19 - 19 1/2	19 1/2 - 20 1/4	20 1/4 - 20 3/4	20 3/4 - 21 1/4	21 1/4 - 21 3/4
Arm	30 1/2	32	34	35	36 1/2	37 1/2	38 1/2	39 1/2	40 1/2	41 1/2	41 1/2	41 1/2	41 1/2	41 1/2

COLOR INFORMATION

Athletic Gold/ Light Stone PMS 411 C PMS 137 C	Bark PMS 137 C	Black/ Light Stone PMS NTR BLACK	Bright Lavender PMS 2635 C	Burgundy/ Light Stone PMS 505 C	Classic Navy/ Light Stone PMS 426 C	Clover Green PMS NO MATCH	Coffee Bean/ Light Stone PMS 7617 C	Court Green PMS 7724 C	Dark Green/ Navy PMS 5467 C	Deep Berry PMS 7650 C
Hibiscus PMS 710 C	Light Blue/ Light Stone PMS 644 C	Light Pink PMS 489 C	Light Stone/ Classic Navy	Maui Blue PMS 7709 C	Mediterranean Blue PMS 7673 C	Navy/ Light Stone PMS 533 C	Purple/ Light Stone PMS 669 C	Red/ Light Stone PMS 193 C	Royal/ Classic Navy PMS 7687 C	Steel Grey/ Light Stone PMS 425 C

**\*Add \$1 extra per size after the size XL**  
**\*\*For tall add \$2 extra per size after the size XL**



This comfortable wash-and-wear shirt is indispensable for the workday. Wrinkle resistance makes this shirt a cut above the competition so you and your staff can be too.

- 4.5-ounce, 55/45 cotton/poly
- Button-down collar
- Dyed-to-match buttons
- Patch pocket
- Box back pleat
- Adjustable cuffs
- White, Athletic Gold, Texas Orange, Red, Burgundy, Coffee Bean, Light Blue, Navy, Classic Navy, Steel Grey, Purple and Black have a Light Stone contrast neckband.
- Light Stone and Royal have a Classic Navy contrast neckband.
- Dark Green has a Navy contrast neckband.

\*Contrast color in collar only

CARE INSTRUCTIONS

Machine wash warm with like colors. Only non chlorine bleach when needed. Tumble dry low. Warm iron if necessary.

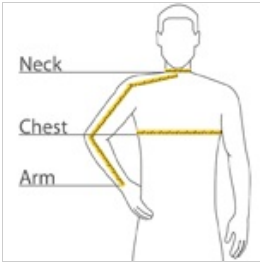


front



back

HOW TO MEASURE



- CHEST

With arms down at sides, measure around the upper body, under arms and over the fullest part of the chest.
- ARM

Place hand on hip. Start at the center of the back of the neck and measure across the shoulder, to the elbow, and then down to the wrist.

NECK

Measure around the base of the neck, inserting a finger or two between the tape and neck for comfort.


SIZE CHART

	LT	XLT	2XLT	3XLT	4XLT
Chest	41-43	44-46	47-49	50-53	54-57
Neck	17	17 1/2	18	18 1/2	19
Arm	36 1/2	38	39	40	41

COLOR INFORMATION



Athletic Gold  
PMS 137 C



Bark  
PMS 411 C



Black/ Light Stone  
PMS NTR BLACK



Bright Lavender  
PMS 2635 C



Burgundy/ Light Stone  
PMS 505 C



Classic Navy/ Light Stone  
PMS 426 C



Clover Green  
PMS NO MATCH



Coffee Bean/ Light Stone  
PMS 7617 C



Court Green  
PMS 7724 C



Dark Green/ Navy  
PMS 5467 C



Deep Berry  
PMS 7650 C



Hibiscus  
PMS 710 C



Light Blue/ Light Stone  
PMS 644 C



Light Pink  
PMS 489 C



Light Stone/ Classic Navy



Maui Blue  
PMS 7709 C



Mediterranean Blue  
PMS 7673 C



Navy/ Light Stone  
PMS 533 C



Purple  
PMS 669 C



Red/ Light Stone  
PMS 193 C



Royal/ Classic Navy  
PMS 7687 C



Steel Grey/ Light Stone  
PMS 425 C

\*Add \$1 extra per size after the size XL



Look your best in a tried-and-true oxford that performs. Proven in independent lab tests to resist soil and release stains, our SuperPro Oxford has a soft hand and a wrinkle-free finish to keep you looking neat and professional all day long.

- 4.6-ounce, 60/40 cotton/poly
- Back yoke with knife pleats
- Button-down collar
- Left chest pocket
- Button-through sleeve plackets
- Two-button adjustable cuffs

CARE INSTRUCTIONS

Machine wash cold with like colors, only non-chlorine bleach when needed. Tumble dry low. Warm iron if needed.

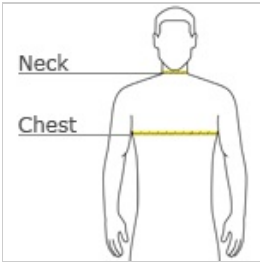


front



back

HOW TO MEASURE



CHEST

With arms down at sides, measure around the upper body, under arms and over the fullest part of the chest.

NECK

Measure around the base of the neck, inserting a finger or two between the tape and neck for comfort.

SIZE CHART

	XS	S	M	L	XL	2XL	3XL	4XL
Chest	32-34	35-37	38-40	41-43	44-46	47-49	50-53	54-57
Neck	14 1/2-15	15-15 1/2	15 1/2-16	16-16 1/2	16 1/2-17	17-17 1/2	17 1/2-18	18-18 1/2

COLOR INFORMATION

  
Black  
PMS PATTERNED

  
Green  
PMS PATTERNED

  
Navy  
PMS PATTERNED

  
Oxford Blue  
PMS PATTERNED

  
Soft Purple  
PMS PATTERNED

  
White  
PMS PATTERNED



We've taken our classic silhouette and added superior wrinkle and shrink resistance. Odor-fighting properties help minimize odor. We completed the moisture-wicking polo with a soil-release finish for long-lasting, professional wear.

- 5.6-ounce, 60/40 cotton/poly pique
- Double-needle stitching throughout
- Flat knit collar
- 3-button placket with dyed-to-match buttons
- Open hem sleeves
- Side vents

CARE INSTRUCTIONS

Machine wash with like colors. Do not bleach. Tumble dry low. Warm iron if necessary. Use hydrophilic softener only.

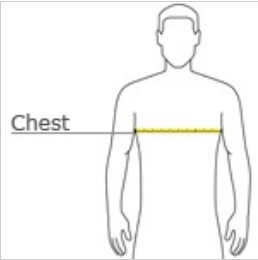


front



back

HOW TO MEASURE


















CHEST  
With arms down at sides, measure around the upper body, under arms and over the fullest part of the chest.

SIZE CHART

	XS	S	M	L	XL	2XL	3XL	4XL	5XL	6XL
Chest	32-34	35-37	38-40	41-43	44-46	47-49	50-53	54-57	58-60	61-63

COLOR INFORMATION

 Autumn Orange PMS 7626 C	 Banana PMS 1345 C	 Black PMS NTR BLACK C	 Boysenberry Pink PMS 689 C	 Burgundy PMS 504 C	 Celadon Blue PMS 7697 C	 Dark Green PMS 5467 C	 Light Blue PMS 644 C	 Navy PMS 533 C	 Red PMS 207 C	 Royal PMS 654 C
 Steel Grey PMS 7540 C	 Stone PMS 7502 C	 Vine Green PMS 7741 C	 White PMS NO MATCH							



With the same non-iron finishing treatment as more expensive brands, our non-iron twill shirt helps you keep your sharp looks—at a real value. Crafted from special 40-singles compacted yarn for enhanced softness and comfort,this shirt will keep you professional looking long past five o'clock.

- 4-ounce, 100% cotton
- Open collar with stays
- Dyed-to-match buttons
- Left chest pocket

CARE INSTRUCTIONS

Machine wash warm with like colors. Do not bleach.  
Tumble dry low. Remove promptly and hang.

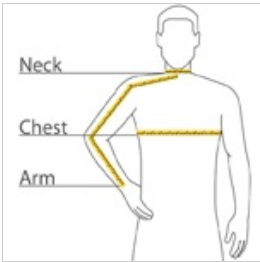


front



back

HOW TO MEASURE



CHEST

With arms down at sides, measure around the upper body, under arms and over the fullest part of the chest.

ARM

Place hand on hip. Start at the center of the back of the neck and measure across the shoulder, to the elbow, and then down to the wrist.

NECK

Measure around the base of the neck, inserting a finger or two between the tape and neck for comfort.

SIZE CHART

	XS	S	M	L	XL	2XL	3XL	4XL
Chest	32-34	35-37	38-40	41-43	44-46	47-49	50-53	54-57
Neck	14 1/2 - 15	15 - 15 1/2	15 1/2 - 16	16 - 16 1/2	16 1/2 - 17	17 - 17 1/2	17 1/2 - 18	18 - 18 1/2
Arm	30 1/2	32	34	35	36 1/2	37 1/2	38 1/2	39 1/2

COLOR INFORMATION



Black  
PMS 426 C



Green Mist  
PMS 580 C




Light Stone  
PMS 454 C



Sky Blue  
PMS 552 C



Ultramarine Blue  
PMS 7682 C



White  
PMS WHITE